

**AGI**

**AGI** HUTCHINSON  
MAYRATH

# SWINGAWAY AUGERS

HX<sup>2</sup>



# GRAIN MOVING SOLUTIONS

AGI Hutchinson Mayrath is committed to providing farmers with industry leading products. The HX<sup>2</sup> Series features over 75 farm-proven performance enhancements designed to make your job easier. The HX<sup>2</sup> swingaway augers feature a heavy-duty steel frame, commercial strength trussing and updated durable boot. AGI Hutchinson Mayrath swingaway augers offer you unmatched performance and unparalleled ease of use.

## KEY UPDATES

### New open discharge spout

- More efficient flow, leading to a reduction in hp requirements and plugging

### Durable boot

- Separate abrasion resistant (AR) boot flighting with removable shafts provides a longer lifespan and makes servicing easier (13" and 16")
- Tapered lower bearing increases lifespan (13")
- Hanger bearing to help support the boot flight reducing operation noise
- Easier inspections and servicing with dual side boot clean-out doors (13")
- Updated PTO holder for easier in-transport hook up (13")
- Updated hose holder (13")

### Responsive steerable axles

- Easy maneuvering around tight bin yards and corners
- Optional on 13" and standard on 16"

### Additional updates

- 30' tubes and flighting lessens connections and reduces noise
- Transition neck flight support (13" and 16") provides better alignment and improves lifespan
- Optional downspout
- Improved right-angle drive to increase gearbox stability (13")
- Right-angle drive compatible with speed reducer allows for 90-degree tractor positioning while reducing speeds from 1000 rpm to 540 rpm operating speed (13")



**2** YEAR WARRANTY



**VER**

# X<sup>2</sup> 10

UP TO 6,000 BPH  
53' - 83' LENGTHS



## KEY FEATURES

- New open discharge spout decreases horsepower requirements
- Aircraft cable trussing
- Stable scissor lift frame
- Strong a-frame support (53')
- Wide standing axles

## OPTIONS

- Hydraulic hopper winch
- Electric and hydraulic power swing
- Reverser kit
- Corn screen
- Poly flex spout
- Right angle drive
- LED work lights

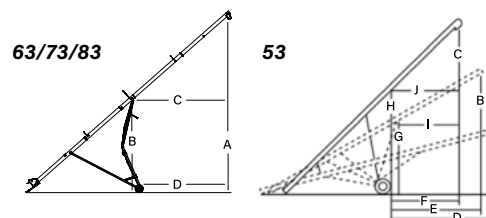


## Find the right auger

	HX <sup>2</sup> 10-53	HX <sup>2</sup> 10-63	HX <sup>2</sup> 10-73	HX <sup>2</sup> 10-83
TUBE GAUGE	12 ga			
TUBE CONNECTORS	Heavy-duty 3/16" (0.5 cm) angle flange			
MAIN FLIGHTING	9" (22.9 cm) OD x 7 ga stretched and welded with Wear Edge Technology™ on critical points			
WEAR EDGE TECHNOLOGY™ (REINFORCED FLIGHT)	Hopper and inclined tube feature 10 ga ribbon weld Wear Edge Technology™			
FLIGHTING SHAFT	High strength 2" (5.1 cm) OD x 11 ga tubing square flight connection			
UPPER BEARING	2" (5.1 cm) taper roller bearing assembly			
LOWER BEARING	1 1/2" (3.8 cm) pillow block greaseable ball bearing			
TUBE TRUSSING	5/16" aircraft type galvanized steel cable	3/8" (1 cm) aircraft type galvanized steel cable		
HYDRAULIC LIFT	4" (10.2 cm) single acting cylinder			
UNDERCARRIAGE	3" (7.6 cm) x 11 ga A-frame	4" (10.2 cm) x 8" (20.3 cm) scissor lift		
AXLE	2 1/2" (6.4 cm) x 2 1/2" (6.4 cm) x 1/8" (0.3 cm) wall square tubing	3" (7.6 cm) x 6" (15.2 cm) tubing		
HUB	4-bolt agricultural type	6-bolt agricultural type		
TIRES	15" (38.1 cm) TRF	16" (40.6 cm) TRF		
PTO SHAFT	14E constant velocity with one shear bolt			35E constant velocity with one shear bolt
PARKING JACK	2,000 lbs (907.2 kg) side wind			
SPROCKET & CHAIN	Hardened tooth sprocket with HD #60 chain			
LOW PROFILE HOPPER DIMENSIONS	60" (152.4 cm) length x 40" (101.6 cm) width x 10" (25.4 cm) height with flat free tires			
PSI REQUIRED TO RAISE AUGER	1000 psi (68.9 bar)	1200 psi (82.7 bar)	1400 psi (96.5 bar)	1600 psi (110.3 bar)
HP REQUIRED (WITH DRY WHEAT)	45-50 hp	50-60 hp	55-65 hp	65-75 hp
WHEEL TREAD	106" (2.7 m)	132" (335.3 cm)	132" (335.3 cm)	132" - 180" (335.3 - 457.2 cm)
TRANSPORT HEIGHT (18" HITCH)	12' 6" (3.8m)	13' (4 m)	13' (4 m)	13' (4 m)

## SPECIFICATIONS


	A	B	C	D	E	F	G	H	I	J		
<b>HX<sup>2</sup></b>	HEIGHT LOWERED	HEIGHT HALFWAY	HEIGHT RAISED	REACH LOWERED	REACH HALFWAY	REACH RAISED	HEIGHT AT LIFTARMS	HEIGHT AT WHEELS	REACH TO LIFTARMS	REACH TO WHEELS		
<b>1053</b>	10'-8" (3.3m)	24'-6" (7.5m)	36'-7" (11.2m)	27'-1" (8.3m)	25'-1" (7.6m)	22'-5" (6.8m)	14'-10" (4.5m)	16'-10" (5.1m)	21'-11" (6.7m)	24'-7" (7.5m)		
	A	B	C	D	E	F	G	H	I	J		
<b>HX<sup>2</sup></b>	HEIGHT LOWERED	HEIGHT HALFWAY	HEIGHT RAISED	HEIGHT LOWERED	HEIGHT HALFWAY	HEIGHT RAISED	REACH LOWERED	REACH HALFWAY	REACH RAISED	REACH LOWERED	REACH HALFWAY	REACH RAISED
<b>1063</b>	11'-3" (3.4 m)	28'-10" (8.8 m)	43'-8" (13.3 m)	6'-9" (2.1 m)	14'-8" (4.5 m)	22'-5" (6.8 m)	32'-9" (10 m)	31'-1" (9.5 m)	26'-4" (8 m)	32'-9" (10 m)	24'-11" (7.6 m)	30'-1" (9.2 m)
<b>1073</b>	10'-11" (3.3 m)	31'-3" (9.5 m)	48'-1" (14.7 m)	6'-9" (2.1 m)	16'-4" (5 m)	25'-4" (7.7 m)	36'-8" (11.1 m)	34'-11" (10.6 m)	30'-1" (9.2 m)	36'-8" (11.2 m)	34'-1" (10.4 m)	29'-4" (8.9 m)
<b>1083</b>	11'-1" (3.4 m)	35'-4" (10.8 m)	55'-3" (16.8 m)	6'-9" (2.1 m)	18'-1" (5.5 m)	28'-6" (8.7 m)	42'-3" (12.9 m)	40'-1" (12.2 m)	33'-11" (10.3 m)	42'-3" (12.9 m)	38'-5" (11.7 m)	31'-1" (9.5 m)



Heights measured from bottom of auger spout to ground.

# HX<sup>2</sup> 13

UP TO 11,000 BPH  
64' - 114' LENGTHS



## KEY FEATURES

- New open discharge spout decreases horsepower requirements
- Rigid steel trussing (84' and up)
- Stable scissor lift frame (74'-94')
- Strong A-frame support (64' and 114')

## OPTIONS

- Steerable axles
- Hydraulic hopper winch
- Electric and hydraulic power swing
- X-Tend hopper
- X-Over hopper
- Poly flex spout
- Speed reducer-reverser
- Reverser kit
- Corn screen
- Right angle drive
- Transport lights
- LED work lights



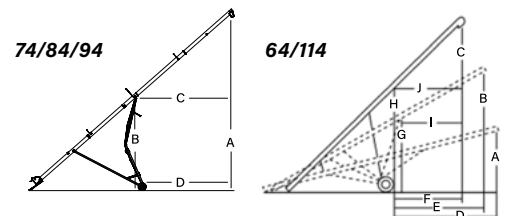
## Find the right auger

	HX <sup>2</sup> 13-64	HX <sup>2</sup> 13-74	HX <sup>2</sup> 13-84	HX <sup>2</sup> 13-94	HX <sup>2</sup> 13-114
TUBE GAUGE	12 ga				
TUBE CONNECTORS	Heavy-duty ¼" (0.6 cm) angle flange				
MAIN FLIGHTING	11 ¾" (29.8 cm) OD x ¼" (0.6 cm) stretched and welded with Wear Edge Technology™ on critical points				
WEAR EDGE TECHNOLOGY™ (REINFORCED FLIGHT)	Hopper and incline tube				
AR FLIGHT	¼" (0.6 cm)				
FLIGHTING SHAFT	High strength 3" (7.6 cm) OD x 11 ga tubing square flight connection				
UPPER BEARING	2" (5.1 cm) taper roller bearing assembly				
GREASELESS HANGER BEARING FOR BOOT (NEW)	1 ⅞" (4.9 cm) ID, triple seal				
LOWER BEARING	Custom 2" (5.1 cm) taper roller bearing assembly				
TUBE TRUSSING	⅜" (1 cm) aircraft type galvanized steel cable		2 ½" (6.4 cm) steel tube		
HYDRAULIC LIFT	Two 4" (10.2 cm) single acting cylinders			Two 4 ½" (11.4 cm) single acting cylinders	Two 4 ½" (11.4 cm) cylinders with ⅜" (1 cm) aircraft cable
UNDERCARRIAGE	4" (10.2 cm) x 11 ga A-frame	4" (10.2 cm) x 8" (20.3 cm) scissor lift			A-frame 4" (10.2 cm) x 8" (20.3 cm) HSS tubing
AXLE	3 ½" (8.9 cm) x 3 ½" (8.9 cm) square tube				
HUB	6-bolt agricultural type				
TIRES	16" (40.6 cm) TRF				
PTO SHAFT	35E constant velocity with ⅜" (1 cm) shear bolt		55E constant velocity with 2-bolt shear		
PARKING JACK	5000 lbs (2,268 kg) side wind				
SPROCKET & CHAIN	Hardened tooth sprocket with HD #80 chain				
LOW PROFILE HOPPER DIMENSIONS	60" (152.4 cm) length x 40" (101.6 cm) width x 10" (25.4 cm) height with flat free tires				
PSI REQUIRED TO RAISE AUGER	1600 psi (110.3 bar)	1500 psi (103.4 bar)	1950 psi (134.4 bar)	2050 psi (141.3 bar)	2100 psi (144.8 bar)
HP REQUIRED (WITH DRY WHEAT)	85-100 hp	110-125 hp	115-135 hp	125-165 hp	140-185 hp
WHEEL TREAD	124" (315 cm)	146" - 182" (370.8 cm - 462.3 cm)			
TRANSPORT HEIGHT (18" HITCH)	13' 2" (4 m)	11' 7" (3.5 m)	12' (3.7 m)	12' (3.7 m)	14' 5" (4.4 m)

### SPECIFICATIONS

	A	B	C	D	E	F	G	H	I	J		
<b>HX<sup>2</sup></b>	HEIGHT LOWERED	HEIGHT HALFWAY	HEIGHT RAISED	REACH LOWERED	REACH HALFWAY	REACH RAISED	HEIGHT AT LIFTARMS	HEIGHT AT WHEELS	REACH TO LIFTARMS	REACH TO WHEELS		
<b>1364</b>	10'-2" (3.1m)	26' (7.9m)	40'-3" (12.3m)	31'-1" (9.5m)	29'-11" (9.1m)	27'-8" (8.4m)	15'-10" (4.8m)	17'-8" (5.4m)	26'-7" (8.1m)	31'-11" (9.7m)		
	A	B	C	D	E	F	G	H	I	J		
<b>HX<sup>2</sup></b>	HEIGHT LOWERED	HEIGHT HALFWAY	HEIGHT RAISED	HEIGHT LOWERED	HEIGHT HALFWAY	HEIGHT RAISED	REACH LOWERED	REACH HALFWAY	REACH RAISED	REACH LOWERED	REACH HALFWAY	REACH RAISED
<b>1374</b>	8'-9" (2.7 m)	31'-2" (9.5 m)	49'-6" (15.1 m)	4'-6" (1.4 m)	12'-7" (3.8 m)	24'-4" (7.4 m)	39'-8" (12.1 m)	38'-3" (11.7 m)	32'-6" (9.9 m)	39'-8" (12.1 m)	36'-7" (11.2 m)	30'-6" (9.3 m)
<b>1384</b>	8'-8" (2.6 m)	34'-8" (10.6 m)	55'-8" (17 m)	4'-6" (1.4 m)	15'-9" (4.8 m)	27'-5" (8.4 m)	44'-11" (13.7 m)	43'-3" (13.2 m)	36'-9" (11.2 m)	44'-11" (13.7 m)	41'-6" (12.6 m)	34'-5" (10.5 m)
<b>1394</b>	8'-9" (2.7 m)	38'-3" (11.7 m)	60'-11" (18.6 m)	4'-6" (1.4 m)	17'-1" (5.2 m)	30' (9.1 m)	50'-2" (15.3 m)	48'-3" (14.7 m)	40'-11" (12.5 m)	50'-2" (15.3 m)	46'-4" (14.1 m)	38'-5" (11.7 m)
	A	B	C	D	E	F	G	H	I	J		
<b>HX<sup>2</sup></b>	HEIGHT LOWERED	HEIGHT HALFWAY	HEIGHT RAISED	REACH LOWERED	REACH HALFWAY	REACH RAISED	HEIGHT AT LIFTARMS	HEIGHT AT WHEELS	REACH TO LIFTARMS	REACH TO WHEELS		
<b>13114</b>	12' (3.7 m)	41'-2" (12.5 m)	68'-11" (21 m)	56'-1" (17.1 m)	53'-4" (16.3 m)	46'-2" (14.1 m)	27'-6" (8.4 m)	33'-11" (10.3 m)	38'-3" (11.7 m)	47'-1" (14.4 m)		

Heights measured from bottom of auger spout to ground.



# HX<sup>2</sup> 16

UP TO 23,000 BPH  
85' - 125' LENGTHS



See new  
axles  
in action

## KEY FEATURES

- New open discharge spout decreases horsepower requirements
- Durable boot updates
- Rigid steel trussing
- Stable A-frame support
- Standard steerable axles

## OPTIONS

- X-Tend hopper
- Poly flex spout





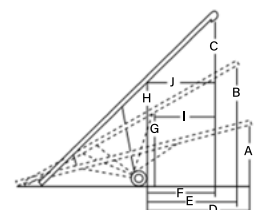
## Find the right auger

	HX <sup>2</sup> 16-85	HX <sup>2</sup> 16-105	HX <sup>2</sup> 16-125
TUBE GAUGE	10 ga		
TUBE CONNECTORS	¼" (0.6 cm) angle flange		
MAIN FLIGHTING	15" (38.1 cm) x ¼" (0.6 cm) stretched and welded		
WEAR EDGE TECHNOLOGY™ (REINFORCED FLIGHT)	¼" (0.6 cm) main flighting with Wear Edge Technology™ on critical grain transfer points		
AR FLIGHT	¼" (0.6 cm)		
FLIGHTING SHAFT	3.5" (8.9 cm) x 11 ga tubing; square flight connector		
GREASELESS HANGER BEARING FOR BOOT (NEW)	2 ⅜" (6 cm) ID, triple seal		
UPPER BEARING	2" (5.1 cm) taper roller bearing assembly		
SPEED REDUCER GEARBOX	Enclosed, cast casing, 1000 rpm reducing gearbox (540 rpm) with reversing capability		
TUBE TRUSSING	3.5" (8.9 cm) x 11 ga tubing; ½" (1.3 cm) cable stays		
HYDRAULIC LIFT	2 x 4 ½" (11.4 cm) cylinder with ⅜" (1 cm) cable	2 x 6 ½" (16.5 cm) bore cylinders; ½" (1.3 cm) aircraft cable	
UNDERCARRIAGE	4" (10.2 cm) x 8" (20.3 cm) HSS tubing		
AXLE	4" (10.2 cm) x 4" (10.2 cm) x ⅜" (0.5 cm) tubing; 4" (10.2 cm) x 4" (10.2 cm) x ¼" (0.6 cm) on extensions		
HUB	8-bolt agricultural type		
TIRES	22.5" (57.2 cm) agricultural tires		
PTO SHAFT	50E double CV with 2-bolt shear		
PARKING JACK	12,000 lbs (5443.1 kg)		
LOW PROFILE HOPPER DIMENSIONS	68" length (172.7 cm) x 46 ½" width (118.1 cm) x 11" height (27.9 cm) height with flat free tires		
PSI REQUIRED TO RAISE AUGER	1800 psi (124.1 bar)	1700 psi (117.2 bar)	2000 psi (137.9 bar)
HP REQUIRED (WITH DRY WHEAT)	150 - 175 hp	170 - 200 hp	195 - 225 hp
WHEEL TREAD	148" - 182" (375.9 - 462.3 cm)		
TRANSPORT HEIGHT (18" HITCH)	15' 6" (4.7 m)	15' 6" (4.7 m)	17' 6" (5.3 m)

## SPECIFICATIONS

	A	B	C	D	E	F	G	H	I	J
<b>HX<sup>2</sup></b>	HEIGHT LOWERED	HEIGHT HALFWAY	HEIGHT RAISED	REACH LOWERED	REACH HALFWAY	REACH RAISED	HEIGHT AT LIFTARMS	HEIGHT AT WHEELS	REACH TO LIFTARMS	REACH TO WHEELS
<b>1685</b>	12'-7" (3.8 m)	33'-4" (10.1 m)	47'-3" (14.4 m)	46' (14 m)	43'-4" (13.2 m)	39'-10" (12.1 m)	23'-8" (7.2 m)	28'-7" (8.7 m)	26'-4" (8 m)	31'-9" (9.7 m)
<b>16105</b>	12' (3.7 m)	42'-11" (13.1 m)	77'-5" (23.6 m)	54'-10" (16.7 m)	51'-3" (15.6 m)	40'-7" (12.4 m)	30'-2" (9.2 m)	36'-5" (11.1 m)	32'-1" (9.8 m)	42'-8" (13 m)
<b>16125</b>	14'-3" (4.3 m)	48'-6" (14.8 m)	87'-10" (26.8 m)	68'-8" (20.9 m)	63'-8" (19.4 m)	48'-9" (14.9 m)	31'-6" (9.6 m)	37'-1" (11.3 m)	44'-4" (13.5 m)	56'-9" (17.3 m)

Heights measured from bottom of auger spout to ground.



# HOPPER

## OPTIONS



See X-Over  
in action

### **X-TEND**

13" // 16"

#### KEY FEATURES

- Retracts and moves side-to-side
- Low profile hopper with dual flighting
- Hydraulic controls

### **X-OVER**

13"

#### KEY FEATURES

- Drive over belt-driven hopper
- Reinforced drive over deck and ramps
- Mechanical drive hopper (NEW)


### **POWER SWING**

10" // 13" // 16"

#### KEY FEATURES

- 12V remote electric or hydraulic drive







*STORAGE*



*STRUCTURES*



*PROCESS*



*HANDLING*



*TECHNOLOGY*



*ENGINEERING*



*PROJECT MANAGEMENT*

---

AGI is a leading provider of equipment solutions for agriculture bulk commodities including seed, fertilizer, grain, and feed systems with a growing platform in providing equipment and solutions for food processing facilities. AGI has manufacturing facilities in Canada, the United States, the United Kingdom, Brazil, India and Italy and distributes its products globally.