

AGI 

AGI 

4" GALVANIZED STORAGE



IT'S NOT JUST A BIN

AGI has a diverse product offering to help you make a little extra time for yourself and the ones you share a table with.

AN AGI SOLUTION FOR EVERY STORAGE NEED

AGI offers a range of galvanized solutions to meet the diversity of needs and applications. Moreover, each one incorporates the latest innovations and science in storage technology, providing you confidence that the material you are storing is indeed protected.

WARRANTY

- 5-year warranty of corrugated bins

SAFETY ASSURANCE

Safety is always top-of-mind at AGI. Whether it be inside or outside the bin, the AGI engineering team is dedicated to your safety. Products are designed to applicable codes and jurisdictional requirements, and go above and beyond to ensure the safest product possible.





FLAT BOTTOM BINS

AGI's premium quality storage solution, flat bottom bins are built with today's farmers in mind. Engineered for superior strength and utilizing heavy gauge, ultra-flat corrugated steel, flat bottom bins are tested for all weather conditions around the world.

BIN SHEETS 4" WIDE CORRUGATION

Sheets are rolled from high strength, 65,000 PSI tensile strength and are 44" tall, allowing for stronger, yet lighter sheets; therefore, fewer seams for improved weather protection.

EXTRA STRONG CONSTRUCTION THROUGHOUT

Engineers have designed the maximum strength out of every pound of steel to give you superior structural strength over the entire bin. That means a bin better equipped to handle the added weight of heavy snow loads, or the structural stress of extreme temperature conditions and high winds.

EXCEPTIONAL BIN CLEAN-OUT

An ultra-flat 4" wide corrugation pattern and lack of internal stiffeners delivers far superior bin clean-out, virtually eliminating the possibility of grain hang-up.

DESIGNED FOR EASY ASSEMBLY


Flat bottom bins benefit from a computer assisted manufacturing process that produces precision cut sheets every time. The result is tighter seals at the connection points and an easier to assemble bin overall. Installation of a full floor aeration system is also easy, thanks to the pre-punching of holes in the bottom sheet.

UNSTIFFENED

AGI bins are engineered to eliminate the need for internal or external stiffeners. The result is an extremely strong, expandable bin with on-farm sizes ranging from 1,850 - 72,720 bushels.

STIFFENED

Stiffened sidewall bins are more efficient at achieving the maximum load possible out of each pound of steel as compared to competitive unstiffened bins. Their heavy-duty super-robust walk-in door design gives you the flexibility to add tiers to your bin when required without having to upgrade your door. They also features a more precise, cleaner assembly without unsightly welds for a super-tight fit. An improved latch design makes the door easier to open and operate, and the redesigned doorframe eliminates all gaps for the best seal possible. Ranging from 2,940 - 722,200 bushels.





QUALITY TOP TO BOTTOM

OPTIONAL ACCESSORIES

- Customizable platforms and catwalks
- Pre-stamped vent openings on roof sheets
- Round and gooseneck vent options
- Circular stairs
- Interior ladders
- Exterior ladders with pass-through rails
- Safety cages
- Auger chute
- Sealform foundation system
- Lock-n-Load® floor system
- AGI EasyFlow® 2 U-trough or tube bin unload system
- Aeration fans and transitions
- Side draw
- Walk-in door
- Level alert grain gauge

ADVANCED CONTINUOUS ROOF ANGLE

Advanced roof design up to 63% stronger

With a roof designed for faster assembly and improved overall strength, it can provide up to 124% greater bend resistance resulting in greater snow load capacity over conventional roof designs. Manufactured using the latest in computerized automated production equipment, the roof has fewer parts than the competition. The production process also allows for pre-stamped vent openings, eliminating the need to cut openings on site.




CIRCULAR STAIRS

Meet national building code.

CONTINUOUS BOTTOM RING ANGLE

LOCK-N-LOAD FLOOR SYSTEM

Lock-n-Load floor system delivers maximum performance when full volume conditioning or natural air-drying is required.



33" CAP FOR BINS 15'-27'
55" CAP FOR BINS 27'-54'

15" ROUND OR GOOSENECK GALVANIZED ROOF VENTS

PRE-PUNCHED RAISED EDGING HOLES

To help prevent water from entering the bin.

4" WIDE CORRUGATION

VARIABLE SECTION STIFFENERS (VSS)

Available only on stiffened models this innovative upright technology works on the principle that the greater the vertical load required, the larger the stiffener section should be, and matches stiffener thickness and size to the vertical load. Variable section stiffeners also make use of a laminating system, which maximizes strength while minimizing the use of splice plates in most connections making for an easier installation.

51" BY 33" ACCESS DOOR

Constructed with a heavy duty sturdy welded frame making it reliable and cost effective.

AGI EASYFLOW 2 UNLOADS

AGI's EasyFlow 2, standard output and high output unload systems are designed for the rigors of on-farm use and feature superior durability, strength and performance.


FLOOR & UNLOADING SYSTEMS

AGI EASYFLOW 2 UNLOAD SYSTEMS

AGI EasyFlow 2 unload systems are designed for the rigors of on-farm use and feature superior durability, strength and performance. Make grain clean-out easy and efficient with the AGI EasyFlow 2 U-trough or tube unload systems.

KEY FEATURES

- Large double center gearbox with solid, common shaft for increased longevity
- Ability to remove the unload flight without removing the motor or rest of the powerhead allows for easy maintenance
- Improved clean out thanks to an aggressive wheel tread pattern, unique fender on the end wheel and adjustable backboard
- Extra wide sump opening allows for higher capacity grain flow into unload system
- Optional E-sump with independent controls positioned near the center sump enables the bin to be emptied if the center sump is blocked



LOCK-N-LOAD FLOOR SYSTEM

Supports up to 100 feet of grain depth.

The Lock-n-Load floor system delivers maximum performance when full volume conditioning or natural air-drying is required. The open design of the floor supports provides unrestricted air movement underneath the floor which allows for increased air movement through the grain mass.

Flooring is available in two perforation sizes:

- 20 ga. 0.054 perforation for small grains such as canola, wheat, etc.
- 20 ga. 0.094 perforation for larger grains such as corn, beans, etc.


With unbeatable strength and a 10" plank and support system for ease of installation, the aeration floors are the best way to protect your grain.

The A-frame floor support system, designed specifically to fit with the Lock-n-Load floor system package, has reinforced columns which provide less resistance to airflow without sacrificing strength. The galvanized supports and planks are lightweight, making it easier to install and manipulate without compromising strength or integrity.




TUBE UNLOAD

Available for bin sizes 24' to 48' in diameter
8" | 3,000 BPH



STANDARD OUTPUT U-TROUGH UNLOAD

Available for bin sizes 21' to 60' in diameter
9" | 5,000 - 7,500 BPH




HIGH OUTPUT U-TROUGH UNLOAD

Available for bin sizes 24' to 60' in diameter
11" | 6,000 - 9,000 BPH



CENTRIFUGAL FANS



LOW SPEED CENTRIFUGAL FANS

AGI low speed centrifugal fans are designed to maximize airflow at lower to medium static pressure.

- Available in 5-50 HP models



HIGH SPEED CENTRIFUGAL FANS

AGI high speed centrifugal fans are designed to maximize airflow at medium to high static pressure.

- Available in 3-40 HP models



IN-LINE CENTRIFUGAL FANS

AGI in-line centrifugal fans are designed to maximize airflow at low to medium static pressures in cereal grains.

- Available in 3-15 HP models

SUPPLEMENTAL HEATERS



LOW TEMPERATURE DOWNSTREAM HEATERS

AGI low temperature downstream heaters allow for 24 hour grain drying when high humidity conditions prevail. The heater is easily installed between the fan and bin.

- Pairs with 3-15 HP high speed and in-line fans
- Available in 60K-200K BTU models



HIGH TEMPERATURE DOWNSTREAM HEATERS

AGI high temperature downstream heaters are designed to increase temperature while decreasing humidity. Recommended to be used with a stirrator system. Allows for crops to be efficiently and effectively dried inside of your grain bin.

- Pairs with 10-15 HP low speed fans
- 200K-2,350K BTU with 10-15 HP fans
- 603K-4,230K BTU with 20-50 HP fans




LOW TEMPERATURE UPSTREAM HEATERS

AGI low temperature upstream heaters are your solution when a slight rise in temperature is required to help reduce humidity in your bin. Low temp heaters are designed to provide a consistent amount of heat which results in less cycling and increases the life of components.

- Pairs with 10-50 HP low speed fans
- 37K-346K BTU range

ROOF EXHAUSTERS

- Expected airflow output of 10,000 CFM
- Standard rain hood with 1/2" wire mesh bird screen
- Over-rib and between-rib models available
- 1750 rpm 2hp motors available in explosion proof and non-explosion proof options



ACCESSORIES

- Transitions
- Adapters
- Fan supports
- Static pressure gauges
- Plenum thermometers

Flat Bottom Bins | Unstiffened

MODEL NUMBER	TIERS #	DIAMETER		CAPACITY ⁽¹⁾			EAVES HEIGHT		OVERALL HEIGHT ⁽⁴⁾		WEIGHT	
		FT	M	BU ⁽²⁾	M ³	TONNES ⁽³⁾	FT	M	FT	M	LB	KG
1503	3	14' 11"	4.55 m	1850	62	50	11' 2"	3.40	15' 3"	4.66	2100	950
1504	4			2400	80	65	14' 10"	4.52	18' 11"	5.78	2500	1150
1505	5			2940	98	80	18' 6"	5.64	22' 7"	6.89	3100	1400
1506	6			3490	116	95	22' 2"	6.76	26' 3"	8.01	3600	1650
1507	7			4040	134	109	25' 10"	7.87	29' 11"	9.13	4300	1950
1803	3	17' 11"	5.46 m	2720	91	74	11' 2"	3.40	16' 2"	4.92	2500	1100
1804	4			3500	117	95	14' 10"	4.52	19' 10"	6.04	3000	1350
1805	5			4290	143	116	18' 6"	5.64	23' 6"	7.16	3700	1650
1806	6			5080	169	138	22' 2"	6.76	27' 2"	8.27	4500	2050
1807	7			5860	196	159	25' 10"	7.87	30' 10"	9.39	5400	2450
2103	3	20' 11"	6.37 m	3770	126	102	11' 2"	3.40	17' 0"	5.18	3000	1350
2104	4			4840	162	131	14' 10"	4.52	20' 8"	6.30	3700	1650
2105	5			5910	198	160	18' 6"	5.64	24' 4"	7.42	4400	2000
2106	6			6980	233	189	22' 2"	6.76	28' 0"	8.54	5400	2450
2107	7			8050	269	218	25' 10"	7.87	31' 8"	9.65	6400	2900
2108	8	9130	304	248	29' 6"	8.99	35' 4"	10.77	7600	3450		
2403	3	23' 10"	7.28 m	5020	168	136	11' 2"	3.40	17' 10"	5.45	3500	1550
2404	4			6420	215	174	14' 10"	4.52	21' 6"	6.56	4200	1900
2405	5			7820	261	212	18' 6"	5.64	25' 2"	7.68	5100	2300
2406	6			9220	308	250	22' 2"	6.76	28' 10"	8.80	6300	2850
2407	7			10620	354	288	25' 10"	7.87	32' 6"	9.92	7700	3450
2408	8	12010	401	326	29' 6"	8.99	36' 2"	11.03	9000	4100		
2703	3	26' 10"	8.19 m	6480	217	176	11' 2"	3.40	18' 9"	5.71	4200	1900
2704	4			8250	276	224	14' 10"	4.52	22' 5"	6.83	5100	2300
2705	5			10020	335	272	18' 6"	5.64	26' 1"	7.94	6100	2750
2706	6			11790	394	320	22' 2"	6.76	29' 9"	9.06	7400	3350
2707	7			13560	453	368	25' 10"	7.87	33' 5"	10.18	9000	4050
2708	8	15330	511	416	29' 6"	8.99	37' 1"	11.30	10500	4750		
2709	9	17100	570	464	33' 2"	10.11	40' 9"	12.41	12300	5600		
3004	4	29' 10"	9.1 m	10330	346	280	14' 10"	4.52	22' 10"	6.97	6100	2750
3005	5			12510	419	339	18' 6"	5.64	26' 6"	8.09	7500	3400
3006	6			14700	491	399	22' 2"	6.76	30' 2"	9.20	8900	4050
3007	7			16880	564	458	25' 10"	7.87	33' 10"	10.32	10700	4850
3008	8			19070	637	517	29' 6"	8.99	37' 6"	11.44	12600	5700
3009	9	21250	709	577	33' 2"	10.11	41' 2"	12.56	14800	6700		
3304	4	32' 10"	10.01 m	12680	425	344	14' 10"	4.52	23' 9"	7.23	7100	3200
3305	5			15320	513	416	18' 6"	5.64	27' 5"	8.35	8600	3900
3306	6			17970	601	487	22' 2"	6.76	31' 1"	9.47	10200	4650
3307	7			20610	689	559	25' 10"	7.87	34' 9"	10.58	12100	5500
3308	8			23250	777	631	29' 6"	8.99	38' 5"	11.70	14300	6500
3309	9	25900	865	702	33' 2"	10.11	42' 1"	12.82	16600	7550		
3604	4	35' 10"	10.91 m	15300	514	415	14' 10"	4.52	24' 7"	7.49	8100	3650
3605	5			18450	618	500	18' 6"	5.64	28' 3"	8.61	9800	4450
3606	6			21590	723	586	22' 2"	6.76	31' 11"	9.73	11500	5250
3607	7			24740	827	671	25' 10"	7.87	35' 7"	10.85	13600	6200
3608	8			27890	932	756	29' 6"	8.99	39' 3"	11.96	16000	7250
3609	9	31030	1036	842	33' 2"	10.11	42' 11"	13.08	18500	8400		
3905	5	38' 10"	11.82 m	21900	734	594	18' 6"	5.64	29' 1"	8.87	10800	4900
3906	6			25600	857	694	22' 2"	6.76	32' 9"	9.99	13100	5950
3907	7			29290	980	794	25' 10"	7.87	36' 5"	11.11	15300	6950
3908	8			32980	1103	895	29' 6"	8.99	40' 1"	12.23	17900	8150
3909	9			36670	1225	995	33' 2"	10.11	43' 9"	13.35	20700	9400
4204	4	41' 9"	12.73 m	21410	720	581	14' 10"	4.52	26' 4"	8.02	9900	4450
4205	5			25690	862	697	18' 6"	5.64	30' 0"	9.14	11900	5400
4206	6			29980	1004	813	22' 2"	6.76	33' 8"	10.25	14300	6500
4207	7			34260	1147	929	25' 10"	7.87	37' 4"	11.37	16700	7600
4208	8			38540	1289	1045	29' 6"	8.99	41' 0"	12.49	19500	8850
4209	9	42820	1431	1162	33' 2"	10.11	44' 8"	13.61	23000	10450		
4504	4	44' 9"	13.64 m	24910	838	676	14' 10"	4.52	27' 2"	8.28	10800	4900
4505	5			29830	1001	809	18' 6"	5.64	30' 10"	9.40	12900	5850
4506	6			34750	1165	942	22' 2"	6.76	34' 6"	10.52	15600	7050
4507	7			39660	1328	1076	25' 10"	7.87	38' 2"	11.64	18200	8250
4508	8			44580	1491	1209	29' 6"	8.99	41' 10"	12.75	21100	9600
4509	9	49500	1655	1343	33' 2"	10.11	45' 6"	13.87	24300	11050		

1. Capacities shown include grain peaked into the roof area at 28° angle of repose and are calculated without the floor.

2. Based on 1,244 cu. ft. per bu. and 6% compaction in cylinder (U.S. BPH)

3. Based on 770 kg/m³ and 6% compaction in cylinder

4. To arrive at height of rope bracket in closed position: add 9" (0.23 m) to 15'-30' bins and 15" (9.38 m) to 33'-48' bins

Note: Most farm series bins, up to and including 10,000 BPH, can use the auger chute. All other farm series bins require center unloading equipment.

Upgraded Stir or Cir bins should be used with stirring or recirculating devices.

Specifications and design are subject to change without notice. All bins are designed for the storage of grain and other free-flowing materials weighing up to 52 lbs. per cubic foot (833 kg/m³).

Flat Bottom Bins | Unstiffened

MODEL NUMBER	TIERS #	DIAMETER		CAPACITY ⁽¹⁾			EAVES HEIGHT		OVERALL HEIGHT ⁽⁴⁾		WEIGHT	
		FT	M	BU ⁽²⁾	M ³	TONNES ⁽³⁾	FT	M	FT	M	LB	KG
4804	4	47' 9"	14.55 m	28720	967	779	14' 10"	4.52	28' 0"	8.54	12000	5450
4805	5			34320	1153	931	18' 6"	5.64	31' 8"	9.66	14300	6450
4806	6			39910	1339	1083	22' 2"	6.76	35' 4"	10.78	17100	7750
4807	7			45510	1524	1234	25' 10"	7.87	39' 0"	11.90	20200	9150
4808	8			51100	1710	1386	29' 6"	8.99	42' 8"	13.02	23600	10700
4809	9			56700	1896	1538	33' 2"	10.11	46' 4"	14.13	27600	12550
5104	4	50' 9"	15.46 m	32860	1106	891	14' 10"	4.52	28' 6"	8.70	14000	6350
5105	5			39170	1316	1063	18' 6"	5.64	32' 2"	9.81	16500	7450
5106	6			45490	1526	1234	22' 2"	6.76	35' 10"	10.93	19400	8800
5107	7			51800	1736	1405	25' 10"	7.87	39' 6"	12.05	22700	10300
5108	8			58120	1946	1576	29' 6"	8.99	43' 2"	13.17	26400	11950
5109	9			64430	2156	1748	33' 2"	10.11	46' 10"	14.28	30700	13900
5405	5	53' 9"	16.37 m	44400	1493	1204	18' 6"	5.64	33' 1"	10.08	18200	8250
5406	6			51480	1728	1396	22' 2"	6.76	36' 9"	11.19	21300	9700
5407	7			58560	1963	1588	25' 10"	7.87	40' 5"	12.31	24800	11250
5408	8			65640	2199	1780	29' 6"	8.99	44' 1"	13.43	28700	13000
5409	9			72720	2434	1972	33' 2"	10.11	47' 9"	14.55	33200	15050

1. Capacities shown include grain peaked into the roof area at 28° angle of repose and are calculated without the floor.

2. Based on 1,244 cu. ft. per bu. and 6% compaction in cylinder (U.S. BPH)

3. Based on 770 kg/m³ and 6% compaction in cylinder

4. To arrive at height of rope bracket in closed position: add 9" (0.23 m) to 15'-30' bins and 15" (9.38 m) to 33'-48' bins

Specifications and design are subject to change without notice. All bins are designed for the storage of grain and other free-flowing materials weighing up to 52 lbs. per cubic foot (833 kg/m³).

Flat Bottom Bins | Stiffened with Walk-in Door

MODEL NUMBER	TIERS #	DIAMETER		CAPACITY ⁽¹⁾			EAVES HEIGHT		OVERALL HEIGHT ⁽⁴⁾		WEIGHT			
		FT	M	BU ⁽²⁾	M ³	TONNES ⁽³⁾	FT	M	FT	M	LB	KG		
1505	5	14' 11"	4.55	2940	98	80	18' 6"	5.64	22' 7"	6.89	3200	1450		
1506	6			3490	116	95	22' 2"	6.76	26' 3"	8.01	3600	1600		
1507	7			4040	134	109	25' 10"	7.87	29' 11"	9.13	4100	1850		
1508	8			4580	153	124	29' 6"	8.99	33' 7"	10.25	4500	2000		
1509	9			5130	171	139	33' 2"	10.11	37' 3"	11.36	5000	2300		
1510 *	10			5670	189	154	36' 10"	11.23	40' 10"	12.45	5400	2450		
1511 *	11			6220	207	169	40' 6"	12.35	44' 6"	13.57	6000	2750		
1512 *	12				225	184	44' 2"	13.46	48' 2"	14.68	6800	3100		
1805	5			17' 11"	5.46	4290	143	116	18' 6"	5.64	23' 6"	7.16	3800	1750
1806	6					5080	169	138	22' 2"	6.76	27' 2"	8.27	4300	1950
1807	7					5860	196	159	25' 10"	7.87	30' 10"	9.39	4800	2150
1808	8					6650	222	180	29' 6"	8.99	34' 6"	10.51	5300	2400
1809	9	7440	248			202	33' 2"	10.11	38' 2"	11.63	6000	2750		
1810 *	10	8220	274			223	36' 10"	11.23	41' 8"	12.71	6700	3050		
1811 *	11	9010	300			244	40' 6"	12.35	45' 4"	13.83	7500	3400		
1812 *	12	9800	326			266	44' 2"	13.46	49' 0"	14.95	8200	3700		
2105	5	20' 11"	6.37			5910	198	160	18' 6"	5.64	24' 4"	7.42	4500	2050
2106	6					6980	233	189	22' 2"	6.76	28' 0"	8.54	5000	2300
2107	7					8050	269	218	25' 10"	7.87	31' 8"	9.65	5700	2600
2108	8					9130	304	248	29' 6"	8.99	35' 4"	10.77	6200	2850
2109	9			10200	340	277	33' 2"	10.11	39' 0"	11.89	7100	3200		
2110 *	10			11270	375	306	36' 10"	11.23	42' 7"	12.97	7700	3500		
2111 *	11			12340	411	335	40' 6"	12.35	46' 3"	14.09	8800	4000		
2112 *	12			13410	447	364	44' 2"	13.46	49' 11"	15.21	9600	4350		
2405	5			23' 10"	7.28	7820	261	212	18' 6"	5.64	25' 2"	7.68	5400	2450
2406	6					9220	308	250	22' 2"	6.76	28' 10"	8.80	6100	2750
2407	7					10620	354	288	25' 10"	7.87	32' 6"	9.92	7000	3200
2408	8					12010	401	326	29' 6"	8.99	36' 2"	11.03	7700	3500
2409	9	13410	447			364	33' 2"	10.11	39' 10"	12.15	8800	4000		
2410 *	10	14810	494			402	36' 10"	11.23	43' 5"	13.24	9600	4350		
2411 *	11	16210	540			440	40' 6"	12.35	47' 1"	14.35	11000	5000		
2412 *	12	17610	587			478	44' 2"	13.46	50' 9"	15.47	12000	5450		
2705	5	26' 10"	8.19			10020	335	272	18' 6"	5.64	26' 1"	7.94	6100	2800
2706	6					11790	394	320	22' 2"	6.76	29' 9"	9.06	6800	3100
2707	7					13560	453	368	25' 10"	7.87	33' 5"	10.18	7700	3500
2708	8					15330	511	416	29' 6"	8.99	37' 1"	11.30	8400	3800
2709	9			17100	570	464	33' 2"	10.11	40' 9"	12.41	9500	4300		
2710 *	10			18870	629	512	36' 10"	11.23	44' 3"	13.50	10200	4650		
2711 *	11			20640	688	560	40' 6"	12.35	47' 11"	14.62	11400	5150		
2712 *	12			22410	747	608	44' 2"	13.46	51' 7"	15.73	13200	6000		
3005	5			29' 10"	9.1	12510	419	339	18' 6"	5.64	26' 6"	8.09	7000	3150
3006	6					14700	491	399	22' 2"	6.76	30' 2"	9.20	7700	3500
3007	7					16880	564	458	25' 10"	7.87	33' 10"	10.32	8700	3950
3008	8					19070	637	517	29' 6"	8.99	37' 6"	11.44	9500	4300
3009	9	21250	709			577	33' 2"	10.11	41' 2"	12.56	10800	4900		
3010 *	10	23440	782			636	36' 10"	11.23	44' 8"	13.62	11800	5350		
3011 *	11	25620	855			695	40' 6"	12.35	48' 4"	14.74	13400	6050		
3012 *	12	27810	927			754	44' 2"	13.46	52' 0"	15.86	14900	6750		
3305	5	32' 10"	10.01			15320	513	416	18' 6"	5.64	27' 5"	8.35	7900	3600
3306	6					17970	601	487	22' 2"	6.76	31' 1"	9.47	8900	4050
3307	7					20610	689	559	25' 10"	7.87	34' 9"	10.58	10000	4550
3308	8					23250	777	631	29' 6"	8.99	38' 5"	11.70	11200	5050
3309	9			25900	865	702	33' 2"	10.11	42' 1"	12.82	12500	5700		
3310 *	10			28540	952	774	36' 10"	11.23	45' 7"	13.89	13900	6300		
3311 *	11			31190	1040	846	40' 6"	12.35	49' 3"	15.00	15600	7100		
3312 *	12			33830	1128	918	44' 2"	13.46	52' 11"	16.12	17500	7900		
3604	4			35' 10"	10.91	15300	514	415	14' 10"	4.52	24' 7"	7.49	7800	3550
3605	5					18450	618	500	18' 6"	5.64	28' 3"	8.61	8800	4000
3606	6					21590	723	586	22' 2"	6.76	31' 11"	9.73	10100	4600
3607	7					24740	827	671	25' 10"	7.87	35' 7"	10.85	11300	5100
3608	8	27890	932			756	29' 6"	8.99	39' 3"	11.96	12900	5850		
3609	9	31030	1036			842	33' 2"	10.11	42' 11"	13.08	14200	6450		
3610 *	10	34180	1141			927	36' 10"	11.23	46' 5"	14.15	16200	7350		
3611 *	11	37330	1246			1012	40' 6"	12.35	50' 1"	15.27	18100	8200		
3612 *	12	40470	1350			1098	44' 2"	13.46	53' 9"	16.38	19700	8950		

1. Capacities shown include grain peaked into the roof area at 28° angle of repose and are calculated without the floor.

2. Based on 1.244 cu. ft. per bu. and 6% compaction in cylinder (U.S. BPH)

3. Based on 770 kg/m³ and 6% compaction in cylinder

4. To arrive at height of rope bracket in closed position: add 9" (0.23 m) to 15'-30' bins and 15" (9.38 m) to 33'-48' bins

* Noted models are supplied with bolted flat cap; all others supplied with domed cap and remote cap opener.

Specifications and design are subject to change without notice. All bins are designed for the storage of grain and other free-flowing materials weighing up to 52 lbs. per cubic foot (833 kg/m³).

Flat Bottom Bins | Stiffened with Walk-in Door

MODEL NUMBER	TIERS #	DIAMETER		CAPACITY ⁽¹⁾			EAVES HEIGHT		OVERALL HEIGHT ⁽⁴⁾		WEIGHT			
		FT	M	BU ⁽²⁾	M ³	TONNES ⁽³⁾	FT	M	FT	M	LB	KG		
3905	5	38' 10"	11.82	21900	734	594	18' 6"	5.64	29' 1"	8.87	10500	4750		
3906	6			25600	857	694	22' 2"	6.76	32' 9"	9.99	11900	5400		
3907	7			29290	980	794	25' 10"	7.87	36' 5"	11.11	13300	6000		
3908	8			32980	1103	895	29' 6"	8.99	40' 1"	12.23	15000	6800		
3909	9			36670	1225	995	33' 2"	10.11	43' 9"	13.35	16400	7450		
3910 *	10			40370	1348	1095	36' 10"	11.23	47' 3"	14.41	18700	8450		
3911 *	11			44060	1471	1195	40' 6"	12.35	50' 11"	15.53	20900	9500		
3912 *	12			47750	1593	1295	44' 2"	13.46	54' 7"	16.65	22900	10400		
4205	5			41' 9"	12.73	25690	862	697	18' 6"	5.64	30' 0"	9.14	11500	5200
4206	6					29980	1004	813	22' 2"	6.76	33' 8"	10.25	13100	5950
4207	7					34260	1147	929	25' 10"	7.87	37' 4"	11.37	14600	6650
4208	8					38540	1289	1045	29' 6"	8.99	41' 0"	12.49	16500	7500
4209	9	42820	1431			1162	33' 2"	10.11	44' 8"	13.61	18300	8300		
4210 *	10	47110	1574			1278	36' 10"	11.23	48' 2"	14.67	20900	9450		
4211 *	11	51390	1716			1394	40' 6"	12.35	51' 10"	15.79	23300	10550		
4212 *	12	55670	1858			1510	44' 2"	13.46	55' 6"	16.91	25600	11600		
4505	5	44' 9"	13.64			29830	1001	809	18' 6"	5.64	30' 10"	9.40	12700	5750
4506	6					34750	1165	942	22' 2"	6.76	34' 6"	10.52	14400	6550
4507	7					39660	1328	1076	25' 10"	7.87	38' 2"	11.64	16000	7250
4508	8					44580	1491	1209	29' 6"	8.99	41' 10"	12.75	18300	8300
4509	9			49500	1655	1343	33' 2"	10.11	45' 6"	13.87	20700	9400		
4510 *	10			54410	1818	1476	36' 10"	11.23	49' 0"	14.94	23200	10500		
4511 *	11			59330	1982	1609	40' 6"	12.35	52' 8"	16.05	25900	11750		
4512 *	12			64250	2145	1743	44' 2"	13.46	56' 4"	17.17	28400	12900		
4805	5			47' 9"	14.55	34320	1153	931	18' 6"	5.64	31' 8"	9.66	14400	6500
4806	6					39910	1339	1083	22' 2"	6.76	35' 4"	10.78	16000	7250
4807	7					45510	1524	1234	25' 10"	7.87	39' 0"	11.90	18500	8400
4808	8					51100	1710	1386	29' 6"	8.99	42' 8"	13.02	20400	9250
4809	9	56700	1896			1538	33' 2"	10.11	46' 4"	14.13	23600	10750		
4810 *	10	62290	2082			1690	36' 10"	11.23	49' 10"	15.20	26500	12050		
4811 *	11	67880	2268			1841	40' 6"	12.35	53' 6"	16.32	29300	13300		
4812 *	12	73480	2454			1993	44' 2"	13.46	57' 2"	17.43	32400	14700		
5105 *	5	50' 9"	15.46			39170	1316	1063	18' 6"	5.64	32' 2"	9.81	15800	7200
5106 *	6					45490	1526	1234	22' 2"	6.76	35' 10"	10.93	17800	8100
5107 *	7					51800	1736	1405	25' 10"	7.87	39' 6"	12.05	20500	9300
5108 *	8					58120	1946	1576	29' 6"	8.99	43' 2"	13.17	23300	10550
5109 *	9			64430	2156	1748	33' 2"	10.11	46' 10"	14.28	26200	11900		
5110 *	10			70750	2366	1919	36' 10"	11.23	50' 6"	15.40	29200	13250		
5405 *	5			53' 9"	16.37	44400	1493	1204	18' 6"	5.64	33' 1"	10.08	17700	8050
5406 *	6					51480	1728	1396	22' 2"	6.76	36' 9"	11.19	20100	9100
5407 *	7					58560	1963	1588	25' 10"	7.87	40' 5"	12.31	22900	10400
5408 *	8					65640	2199	1780	29' 6"	8.99	44' 1"	13.43	26100	11850
5409 *	9					72720	2434	1972	33' 2"	10.11	47' 9"	14.55	29400	13350

1. Capacities shown include grain peaked into the roof area at 28° angle of repose and are calculated without the floor.

2. Based on 1,244 cu. ft. per bu. and 6% compaction in cylinder (U.S. BPH)

3. Based on 770 kg/m³ and 6% compaction in cylinder

4. To arrive at height of rope bracket in closed position: add 9" (0.23 m) to 15'-30' bins and 15" (9.38 m) to 33'-48' bins

* Noted models are supplied with bolted flat cap; all others supplied with domed cap and remote cap opener.

Specifications and design are subject to change without notice. All bins are designed for the storage of grain and other free-flowing materials weighing up to 52 lbs. per cubic foot (833 kg/m³).

Flat Bottom Bins | Stiffened with Commercial Door | Unstructured Roof

MODEL NUMBER	TIERS #	DIAMETER		CAPACITY ⁽¹⁾			EAVES HEIGHT		OVERALL HEIGHT ⁽⁴⁾		WEIGHT	
		FT	M	BU ⁽²⁾	M ³	TONNES ⁽³⁾	FT	M	FT	M	LB	KG
1513	13	14' 11"	4.55	7310	243	198	47' 10"	14.58	51' 10"	15.80	7700	3500
1514	14			7860	262	213	51' 6"	15.70	55' 6"	16.92	8300	3750
1813	13	17' 11"	5.46	10580	352	287	47' 10"	14.58	52' 8"	16.06	9200	4200
1814	14			11370	379	308	51' 6"	15.70	56' 4"	17.18	9900	4500
1815	15			12160	405	330	55' 2"	16.82	60' 0"	18.30	10800	4900
1816	16			12940	431	351	58' 10"	17.93	63' 8"	19.42	12000	5450
1817	17			13730	457	372	62' 6"	19.05	67' 4"	20.53	13300	6050
2113	13			20' 11"	6.37	14480	482	393	47' 10"	14.58	53' 7"	16.33
2114	14	15550	518			422	51' 6"	15.70	57' 3"	17.44	11800	5350
2115	15	16620	553			451	55' 2"	16.82	60' 11"	18.56	13100	5950
2116	16	17690	589			480	58' 10"	17.93	64' 7"	19.68	14100	6400
2117	17	18760	625			509	62' 6"	19.05	68' 3"	20.80	15900	7200
2118	18	19830	660			538	66' 2"	20.17	71' 11"	21.91	17900	8150
2119	19	20900	696			567	69' 10"	21.29	75' 7"	23.03	19300	8750
2413	13	23' 10"	7.28	19010	633	516	47' 10"	14.58	54' 5"	16.59	13100	5950
2414	14			20410	680	553	51' 6"	15.70	58' 1"	17.71	14500	6600
2415	15			21800	726	591	55' 2"	16.82	61' 9"	18.82	15800	7200
2416	16			23200	773	629	58' 10"	17.93	65' 5"	19.94	17300	7850
2417	17			24600	819	667	62' 6"	19.05	69' 1"	21.06	18400	8350
2418	18			26010	866	705	66' 2"	20.17	72' 9"	22.18	20300	9200
2419	19			27410	912	743	69' 10"	21.29	76' 5"	23.30	22100	10050
2420	20			28800	959	781	73' 6"	22.41	80' 1"	24.42	24200	11000
2421	21			30200	1005	819	77' 2"	23.53	83' 9"	25.54	27000	12250
2422	22			31600	1052	857	80' 10"	24.65	87' 5"	26.65	29700	13500
2713	13			26' 10"	8.19	24180	806	656	47' 10"	14.58	55' 3"	16.85
2714	14	25950	864			704	51' 6"	15.70	58' 11"	17.97	17600	8000
2715	15	27720	923			752	55' 2"	16.82	62' 7"	19.09	18600	8450
2716	16	29490	982			800	58' 10"	17.93	66' 3"	20.20	20500	9300
2717	17	31270	1041			848	62' 6"	19.06	70' 0"	21.33	22500	10200
2718	18	33040	1100			896	66' 2"	20.17	73' 8"	22.45	24800	11250
2719	19	34810	1159			944	69' 10"	21.29	77' 4"	23.56	26200	11900
2720	20	36580	1218			992	73' 6"	22.41	81' 0"	24.68	28800	13050
2721	21	38350	1276			1040	77' 2"	23.53	84' 8"	25.80	31400	14250
2722	22	40120	1335			1088	80' 10"	24.65	88' 4"	26.92	34800	15800
2723	23	41890	1394			1136	84' 6"	25.76	92' 0"	28.03	38400	17400
2724	24	43660	1453			1184	88' 2"	26.88	95' 8"	29.15	40800	18500
2725	25	45430	1512			1232	91' 10"	28.00	99' 4"	30.27	45100	20450
3013	13	29' 10"	9.1			30000	1000	814	47' 10"	14.58	55' 8"	16.98
3014	14			32180	1072	873	51' 6"	15.70	59' 4"	18.09	19200	8700
3015	15			34370	1145	932	55' 2"	16.82	63' 0"	19.21	21800	9900
3016	16			36560	1218	992	58' 10"	17.94	66' 9"	20.33	24700	11200
3017	17			38750	1291	1051	62' 6"	19.06	70' 5"	21.45	26500	12000
3018	18			40930	1363	1110	66' 2"	20.17	74' 1"	22.57	29200	13250
3019	19			43120	1436	1170	69' 10"	21.29	77' 9"	23.69	31100	14100
3020	20			45300	1509	1229	73' 6"	22.41	81' 5"	24.80	33700	15300
3021	21			47490	1581	1288	77' 2"	23.53	85' 1"	25.92	36100	16400
3022	22			49670	1654	1347	80' 10"	24.65	88' 9"	27.04	39900	18100
3023	23			51860	1726	1407	84' 6"	25.76	92' 5"	28.16	42900	19450
3024	24			54040	1799	1466	88' 2"	26.88	96' 1"	29.28	47100	21350
3025	25			56230	1872	1525	91' 10"	28.00	99' 9"	30.39	52700	23900
3026	26			58420	1944	1584	95' 6"	29.12	103' 5"	31.51	56800	25800
3313	13	32' 10"	10.01	36470	1216	989	47' 10"	14.58	56' 7"	17.24	19200	8700
3314	14			39120	1304	1061	51' 6"	15.70	60' 3"	18.36	21200	9650
3315	15			41760	1392	1133	55' 2"	16.82	63' 11"	19.47	24100	10900
3316	16			44410	1480	1204	58' 10"	17.93	67' 7"	20.59	27600	12500
3317	17			47070	1568	1277	62' 6"	19.06	71' 3"	21.71	31400	14250
3318	18			49710	1656	1348	66' 2"	20.17	74' 11"	22.83	33700	15300
3319	19			52350	1744	1420	69' 10"	21.29	78' 7"	23.95	36400	16500
3320	20			55000	1832	1492	73' 6"	22.41	82' 3"	25.07	40200	18200
3321	21			57640	1920	1563	77' 2"	23.53	85' 11"	26.19	43500	19700
3322	22			60290	2007	1635	80' 10"	24.65	89' 7"	27.30	47200	21450
3323	23			62930	2095	1707	84' 6"	25.76	93' 3"	28.42	50300	22800
3324	24			65570	2183	1779	88' 2"	26.88	96' 11"	29.54	54500	24750
3325	25			68220	2271	1850	91' 10"	28.00	100' 7"	30.66	60300	27350
3326	26			70860	2359	1922	95' 6"	29.12	104' 3"	31.77	63600	28850

1. Capacities shown include grain peaked into the roof area at 28° angle of repose and are calculated without the floor.
 2. Based on 1,244 cu. ft. per bu. and 6% compaction in cylinder (U.S. BPH)
 3. Based on 770 kg/m³ and 6% compaction in cylinder
 4. To arrive at height of rope bracket in closed position: add 9" (0.23 m) to 15'-30' bins and 15" (9.38 m) to 33'-48' bins

Specifications and design are subject to change without notice. All bins are designed for the storage of grain and other free-flowing materials weighing up to 52 lbs. per cubic foot (833 kg/m³).

Flat Bottom Bins | Stiffened with Commercial Door | Unstructured Roof

MODEL NUMBER	TIERS #	DIAMETER		CAPACITY ⁽¹⁾			EAVES HEIGHT		OVERALL HEIGHT ⁽⁴⁾		WEIGHT			
		FT	M	BU ⁽²⁾	M ³	TONNES ⁽³⁾	FT	M	FT	M	LB	KG		
3613	13	35' 10"	10.91	43620	1455	1183	47' 10"	14.58	57' 5"	17.50	22000	9950		
3614	14			46770	1559	1269	51' 6"	15.70	61' 1"	18.62	23900	10850		
3615	15			49910	1664	1354	55' 2"	16.82	64' 9"	19.74	26300	11900		
3616	16			53060	1768	1439	58' 10"	17.93	68' 5"	20.85	29500	13400		
3617	17			56230	1874	1525	62' 6"	19.06	72' 1"	21.98	33300	15100		
3618	18			59370	1978	1610	66' 2"	20.17	75' 9"	23.09	38700	17550		
3619	19			62520	2083	1696	69' 10"	21.29	79' 5"	24.21	43600	19800		
3620	20			65670	2187	1781	73' 6"	22.41	83' 1"	25.33	47000	21300		
3621	21			68810	2292	1866	77' 2"	23.53	86' 9"	26.45	51400	23300		
3622	22			71960	2396	1952	80' 10"	24.65	90' 5"	27.57	54400	24650		
3623	23			75110	2501	2037	84' 6"	25.76	94' 1"	28.68	58900	26700		
3624	24			78250	2606	2123	88' 2"	26.88	97' 9"	29.80	61900	28100		
3625	25			81400	2710	2208	91' 10"	28.00	101' 5"	30.92	67400	30550		
3626	26			84550	2815	2293	95' 6"	29.12	105' 1"	32.04	70700	32050		
3913	13	38' 10"	11.82	51450	1716	1395	47' 10"	14.58	58' 3"	17.76	25300	11450		
3914	14			55140	1839	1496	51' 6"	15.70	61' 11"	18.88	27200	12350		
3915	15			58830	1962	1596	55' 2"	16.82	65' 7"	20.00	29700	13500		
3916	16			62520	2084	1696	58' 10"	17.93	69' 3"	21.12	32500	14750		
3917	17			66220	2207	1796	62' 6"	19.05	72' 11"	22.23	35800	16250		
3918	18			69930	2330	1897	66' 2"	20.17	76' 8"	23.36	42800	19400		
3919	19			73620	2453	1997	69' 10"	21.29	80' 4"	24.47	48000	21750		
3920	20			77320	2576	2097	73' 6"	22.41	84' 0"	25.59	55100	24950		
3921	21			81010	2699	2197	77' 2"	23.53	87' 8"	26.71	60300	27350		
3922	22			84700	2821	2298	80' 10"	24.65	91' 4"	27.83	64700	29350		
3923	23			88400	2944	2398	84' 6"	25.76	95' 0"	28.95	69800	31650		
3924	24			92090	3067	2498	88' 2"	26.88	98' 8"	30.06	75200	34100		
3925	25			95780	3190	2598	91' 10"	28.00	102' 4"	31.18	79800	36200		
3926	26			99480	3312	2698	95' 6"	29.12	106' 0"	32.30	84600	38400		
4213	13	41' 9"	12.73	59960	2001	1626	47' 10"	14.58	59' 2"	18.03	28400	12850		
4214	14			64240	2143	1742	51' 6"	15.70	62' 10"	19.14	30700	13900		
4215	15			68520	2285	1859	55' 2"	16.82	66' 6"	20.26	33400	15150		
4216	16			72810	2428	1975	58' 10"	17.93	70' 2"	21.38	35700	16200		
4217	17			77090	2570	2091	62' 6"	19.05	73' 10"	22.50	39100	17700		
4218	18			81400	2713	2208	66' 2"	20.17	77' 6"	23.62	45400	20600		
4219	19			85680	2855	2324	69' 10"	21.29	81' 2"	24.74	50400	22850		
4220	20			89960	2998	2440	73' 6"	22.41	84' 10"	25.86	58000	26300		
4221	21			94240	3140	2556	77' 2"	23.53	88' 6"	26.97	66100	30000		
4222	22			98530	3282	2672	80' 10"	24.65	92' 2"	28.09	72300	32800		
4223	23			102810	3425	2789	84' 6"	25.76	95' 10"	29.21	77500	35150		
4224	24			107090	3567	2905	88' 2"	26.88	99' 6"	30.33	83200	37750		
4225	25			111380	3709	3021	91' 10"	28.00	103' 2"	31.44	88300	40050		
4513	13			44' 9"	13.64	69160	2308	1876	47' 10"	14.58	60' 0"	18.29	31500	14250
4514	14	74080	2472			2009	51' 6"	15.70	63' 8"	19.41	34300	15550		
4515	15	79000	2635			2143	55' 2"	16.82	67' 4"	20.52	37700	17100		
4516	16	83910	2799			2276	58' 10"	17.93	71' 0"	21.64	41000	18600		
4517	17	88830	2962			2409	62' 6"	19.05	74' 8"	22.76	44600	20250		
4518	18	93770	3126			2544	66' 2"	20.17	78' 4"	23.88	48500	22000		
4519	19	98690	3290			2677	69' 10"	21.29	82' 0"	25.00	53900	24450		
4520	20	103610	3453			2810	73' 6"	22.41	85' 8"	26.12	61300	27800		
4521	21	108520	3616			2944	77' 2"	23.53	89' 4"	27.24	70100	31800		
4522	22	113440	3780			3077	80' 10"	24.65	93' 0"	28.35	78500	35600		
4523	23	118360	3943			3210	84' 6"	25.76	96' 8"	29.47	88200	40000		
4524	24	123270	4107			3344	88' 2"	26.88	100' 4"	30.59	95000	43100		
4813	13	47' 9"	14.55			79070	2640	2145	47' 10"	14.58	60' 10"	18.55	35900	16300
4814	14					84670	2826	2296	51' 6"	15.70	64' 6"	19.67	39500	17900
4815	15			90260	3012	2448	55' 2"	16.82	68' 2"	20.79	42600	19350		
4816	16			95850	3198	2600	58' 10"	17.93	71' 10"	21.90	47000	21300		
4817	17			101450	3383	2752	62' 6"	19.05	75' 6"	23.02	49600	22500		
4818	18			107070	3570	2904	66' 2"	20.17	79' 3"	24.15	53800	24400		
4819	19			112670	3756	3056	69' 10"	21.29	82' 11"	25.26	58900	26750		
4820	20			118260	3942	3208	73' 6"	22.41	86' 7"	26.38	64400	29200		
4821	21			123860	4128	3359	77' 2"	23.53	90' 3"	27.50	72700	33000		
4822	22			129450	4314	3511	80' 10"	24.65	93' 11"	28.62	82700	37500		
4823	23			135040	4500	3663	84' 6"	25.76	97' 7"	29.73	93300	42300		
4824	24			140640	4686	3815	88' 2"	26.88	101' 3"	30.85	103100	46750		

1. Capacities shown include grain peaked into the roof area at 28° angle of repose and are calculated without the floor.
2. Based on 1,244 cu. ft. per bu. and 6% compaction in cylinder (U.S. BPH)
3. Based on 770 kg/m³ and 6% compaction in cylinder
4. To arrive at height of rope bracket in closed position: add 9" (0.23 m) to 15'-30' bins and 15" (9.38 m) to 33'-48' bins

Specifications and design are subject to change without notice. All bins are designed for the storage of grain and other free-flowing materials weighing up to 52 lbs. per cubic foot (833 kg/m³).

Flat Bottom Bins | Stiffened with Commercial Door | Unstructured Roof

MODEL NUMBER	TIERS #	DIAMETER		CAPACITY ⁽¹⁾			EAVES HEIGHT		OVERALL HEIGHT ⁽⁴⁾		WEIGHT	
		FT	M	BU ⁽²⁾	M ³	TONNES ⁽³⁾	FT	M	FT	M	LB	KG
5111	11	50' 9"	15.46	77060	2576	2090	40' 6"	12.35	54' 2"	16.52	33000	14950
5112	12			83380	2785	2262	44' 2"	13.46	57' 10"	17.64	36400	16500
5113	13			89690	2995	2433	47' 10"	14.58	61' 6"	18.75	39700	18000
5114	14			96010	3205	2604	51' 6"	15.70	65' 2"	19.87	44100	20000
5115	15			102320	3415	2775	55' 2"	16.82	68' 10"	20.99	47400	21500
5116	16			108640	3625	2947	58' 10"	17.93	72' 6"	22.11	52000	23550
5117	17			114990	3836	3119	62' 6"	19.06	76' 3"	23.23	56400	25600
5118	18			121310	4046	3290	66' 2"	20.17	79' 11"	24.35	60800	27550
5119	19			127620	4256	3462	69' 10"	21.29	83' 7"	25.47	66600	30200
5120	20			133940	4466	3633	73' 6"	22.41	87' 3"	26.58	71000	32200
5121	21			140250	4675	3804	77' 2"	23.53	90' 11"	27.70	76800	34850
5122	22			146570	4885	3975	80' 10"	24.65	94' 7"	28.82	88000	39900
5123	23			152880	5095	4147	84' 6"	25.76	98' 3"	29.94	98600	44750
5124	24			159200	5305	4318	88' 2"	26.88	101' 11"	31.05	108900	49400
5125	25			165510	5515	4489	91' 10"	28.00	105' 7"	32.17	121300	55050
5410	10	53' 9"	16.37	79800	2669	2164	36' 10"	11.23	51' 5"	15.66	33800	15300
5411	11			86880	2904	2356	40' 6"	12.35	55' 1"	16.78	37100	16850
5412	12			93960	3140	2549	44' 2"	13.46	58' 9"	17.90	40900	18550
5413	13			101040	3375	2741	47' 10"	14.58	62' 5"	19.02	44600	20250
5414	14			108120	3610	2933	51' 6"	15.70	66' 1"	20.13	49600	22500
5415	15			115200	3846	3125	55' 2"	16.82	69' 9"	21.25	54100	24550
5416	16			122280	4081	3317	58' 10"	17.93	73' 5"	22.37	58500	26550
5417	17			129400	4317	3510	62' 6"	19.06	77' 1"	23.49	63500	28800
5418	18			136480	4553	3702	66' 2"	20.17	80' 9"	24.61	69300	31400
5419	19			143560	4788	3894	69' 10"	21.29	84' 5"	25.73	74300	33700
5420	20			150640	5023	4086	73' 6"	22.41	88' 1"	26.85	80500	36500
5421	21			157720	5259	4278	77' 2"	23.53	91' 9"	27.96	86000	39000
5422	22			164800	5494	4470	80' 10"	24.65	95' 5"	29.08	92800	42100
5423	23			171880	5729	4662	84' 6"	25.76	99' 1"	30.20	102500	46500
5424	24			178960	5964	4854	88' 2"	26.88	102' 9"	31.32	113300	51400
5425	25	186040	6200	5046	91' 10"	28.00	106' 5"	32.43	127100	57650		

Flat Bottom Bins | Stiffened with Commercial Door | Structured Roof

MODEL NUMBER	TIERS #	DIAMETER		CAPACITY ⁽¹⁾			EAVES HEIGHT		OVERALL HEIGHT ⁽⁴⁾		WEIGHT			
		FT	M	BU ⁽²⁾	M ³	TONNES ⁽³⁾	FT	M	FT	M	LB	KG		
4813	13	47' 9"	14.55	78550	2623	2131	47' 10"	14.58	60' 10"	18.55	41000	18600		
4814	14			84150	2809	2282	51' 6"	15.70	64' 6"	19.67	44600	20200		
4815	15			89740	2994	2434	55' 2"	16.82	68' 2"	20.79	47700	21650		
4816	16			95330	3180	2586	58' 10"	17.93	71' 10"	21.90	52000	23600		
4817	17			100930	3366	2738	62' 6"	19.05	75' 6"	23.02	54700	24800		
4818	18			106550	3553	2890	66' 2"	20.17	79' 3"	24.15	58800	26650		
4819	19			112150	3739	3042	69' 10"	21.29	82' 11"	25.26	64000	29000		
4820	20			117740	3925	3194	73' 6"	22.41	86' 7"	26.38	69400	31500		
4821	21			123340	4111	3345	77' 2"	23.53	90' 3"	27.50	77800	35250		
4822	22			128930	4297	3497	80' 10"	24.65	93' 11"	28.62	87800	39800		
4823	23			134530	4483	3649	84' 6"	25.76	97' 7"	29.73	98400	44600		
4824	24			140120	4669	3801	88' 2"	26.88	101' 3"	30.85	108000	49000		
5111	11			50' 9"	15.46	76570	2559	2077	40' 6"	12.35	54' 2"	16.52	38100	17300
5112	12					82880	2769	2248	44' 2"	13.46	57' 10"	17.64	41500	18850
5113	13					89200	2979	2419	47' 10"	14.58	61' 6"	18.75	44900	20350
5114	14	95510	3189			2591	51' 6"	15.70	65' 2"	19.87	49200	22300		
5115	15	101830	3399			2762	55' 2"	16.82	68' 10"	20.99	52500	23850		
5116	16	108140	3608			2933	58' 10"	17.93	72' 6"	22.11	57100	25900		
5117	17	114500	3820			3106	62' 6"	19.06	76' 3"	23.23	61600	27950		
5118	18	120810	4029			3277	66' 2"	20.17	79' 11"	24.35	65900	29900		
5119	19	127130	4239			3448	69' 10"	21.29	83' 7"	25.47	71800	32550		
5120	20	133440	4449			3619	73' 6"	22.41	87' 3"	26.58	76100	34500		
5121	21	139760	4659			3791	77' 2"	23.53	90' 11"	27.70	81900	37150		
5122	22	146070	4869			3962	80' 10"	24.65	94' 7"	28.82	93100	42250		
5123	23	152390	5079			4133	84' 6"	25.76	98' 3"	29.94	103800	47050		
5124	24	158700	5289			4305	88' 2"	26.88	101' 11"	31.05	113900	51700		
5125	25	165020	5498			4476	91' 10"	28.00	105' 7"	32.17	127300	57750		

1. Capacities shown include grain peaked into the roof area at 28° angle of repose and are calculated without the floor.
 2. Based on 1,244 cu. ft. per bu. and 6% compaction in cylinder (U.S. BPH)
 3. Based on 770 kg/m³ and 6% compaction in cylinder
 4. To arrive at height of rope bracket in closed position: add 9" (0.23 m) to 15'-30' bins and 15" (9.38 m) to 33'-48' bins

Specifications and design are subject to change without notice. All bins are designed for the storage of grain and other free-flowing materials weighing up to 52 lbs. per cubic foot (833 kg/m³).

Flat Bottom Bins | Stiffened with Commercial Door | Structured Roof

MODEL NUMBER	TIERS #	DIAMETER		CAPACITY ⁽¹⁾			EAVES HEIGHT		OVERALL HEIGHT ⁽⁴⁾		WEIGHT	
		FT	M	BU ⁽²⁾	M ³	TONNES ⁽³⁾	FT	M	FT	M	LB	KG
5410	10	53' 9"	16.37 m	79370	2655	2153	36' 10"	11.23	51' 5"	15.66	39100	17750
5411	11			86450	2890	2345	40' 6"	12.35	55' 1"	16.78	42400	19250
5412	12			93530	3126	2537	44' 2"	13.46	58' 9"	17.90	46300	21000
5413	13			100610	3361	2729	47' 10"	14.58	62' 5"	19.02	49900	22650
5414	14			107700	3596	2921	51' 6"	15.70	66' 1"	20.13	55000	24950
5415	15			114780	3832	3113	55' 2"	16.82	69' 9"	21.25	59400	26950
5416	16			121860	4067	3305	58' 10"	17.93	73' 5"	22.37	63900	28950
5417	17			128980	4303	3498	62' 6"	19.06	77' 1"	23.49	68900	31250
5418	18			136060	4539	3690	66' 2"	20.17	80' 9"	24.61	74600	33850
5419	19			143140	4774	3882	69' 10"	21.29	84' 5"	25.73	79600	36100
5420	20			150220	5009	4074	73' 6"	22.41	88' 1"	26.85	85800	38900
5421	21			157300	5245	4266	77' 2"	23.53	91' 9"	27.96	91400	41450
5422	22			164380	5480	4459	80' 10"	24.65	95' 5"	29.08	98200	44550
5423	23			171460	5715	4651	84' 6"	25.76	99' 1"	30.20	107800	48900
5424	24			178540	5950	4843	88' 2"	26.88	102' 9"	31.32	119300	54100
5425	25	185620	6186	5035	91' 10"	28.00	106' 5"	32.43	133500	60550		
6008	8	59' 8"	18.19	81760	2741	2218	29' 6"	8.99	46' 4"	14.13	38300	17400
6009	9			90500	3031	2455	33' 2"	10.11	50' 0"	15.24	42400	19250
6010	10			99240	3322	2692	36' 10"	11.23	53' 8"	16.36	46300	21000
6011	11			107980	3612	2929	40' 6"	12.35	57' 4"	17.48	51000	23150
6012	12			116720	3903	3166	44' 2"	13.46	61' 0"	18.60	55500	25150
6013	13			125460	4193	3403	47' 10"	14.58	64' 8"	19.71	61200	27750
6014	14			134200	4484	3640	51' 6"	15.70	68' 4"	20.83	65700	29800
6015	15			142940	4774	3877	55' 2"	16.82	72' 0"	21.95	71500	32400
6016	16			151730	5066	4116	58' 10"	17.94	75' 8"	23.07	77700	35250
6017	17			160470	5357	4353	62' 6"	19.06	79' 4"	24.19	83300	37800
6018	18			169210	5647	4590	66' 2"	20.17	83' 0"	25.31	89600	40650
6019	19			177960	5938	4827	69' 10"	21.29	86' 8"	26.43	95900	43450
6020	20			186700	6228	5064	73' 6"	22.41	90' 4"	27.54	103200	46800
6021	21			195440	6519	5301	77' 2"	23.53	94' 0"	28.66	110300	50050
6022	22			204180	6809	5538	80' 10"	24.65	97' 8"	29.78	118900	53900
6023	23	212920	7099	5775	84' 6"	25.76	101' 4"	30.90	126900	57550		
6024	24	221660	7390	6012	88' 2"	26.88	105' 0"	32.01	136100	61700		
6025	25	230400	7680	6249	91' 10"	28.00	108' 8"	33.13	146100	66300		
6026	26	239140	7971	6486	95' 6"	29.12	112' 4"	34.25	161700	73350		
6608	8	65' 8"	20.01	100750	3380	2733	29' 6"	8.99	48' 1"	14.65	43800	19850
6609	9			111330	3731	3020	33' 2"	10.11	51' 9"	15.77	48100	21800
6610	10			121900	4083	3307	36' 10"	11.23	55' 5"	16.89	53100	24100
6611	11			132480	4434	3593	40' 6"	12.35	59' 1"	18.00	58900	26700
6612	12			143060	4786	3880	44' 2"	13.46	62' 9"	19.12	64000	29000
6613	13			153630	5137	4167	47' 10"	14.58	66' 5"	20.24	69800	31650
6614	14			164210	5489	4454	51' 6"	15.70	70' 1"	21.36	76200	34550
6615	15			174780	5840	4741	55' 2"	16.82	73' 9"	22.47	82800	37550
6616	16			185420	6194	5029	58' 10"	17.94	77' 5"	23.60	90200	40900
6617	17			196000	6545	5316	62' 6"	19.06	81' 1"	24.72	98700	44750
6618	18			206570	6896	5603	66' 2"	20.17	84' 9"	25.83	106100	48100
6619	19			217150	7248	5890	69' 10"	21.29	88' 5"	26.95	115500	52400
6620	20			227730	7599	6177	73' 6"	22.41	92' 1"	28.07	123800	56150
6621	21			238300	7951	6464	77' 2"	23.53	95' 9"	29.19	133400	60500
6622	22			248880	8302	6751	80' 10"	24.65	99' 5"	30.30	142900	64800
6623	23	259460	8654	7037	84' 6"	25.76	103' 1"	31.42	151900	68900		
6624	24	270030	9005	7324	88' 2"	26.88	106' 9"	32.54	161200	73100		
6625	25	280610	9357	7611	91' 10"	28.00	110' 5"	33.66	171200	77650		
6626	26	291180	9708	7898	95' 6"	29.12	114' 1"	34.77	182700	82850		
6627	27	301760	10060	8185	99' 2"	30.23	117' 9"	35.89	193400	87700		

1. Capacities shown include grain peaked into the roof area at 28° angle of repose and are calculated without the floor.
 2. Based on 1,244 cu. ft. per bu. and 6% compaction in cylinder (U.S. BPH)
 3. Based on 770 kg/m³ and 6% compaction in cylinder
 4. To arrive at height of rope bracket in closed position: add 9" (0.23 m) to 15'-30' bins and 15" (9.38 m) to 33'-48' bins

Specifications and design are subject to change without notice. All bins are designed for the storage of grain and other free-flowing materials weighing up to 52 lbs. per cubic foot (833 kg/m³).

Flat Bottom Bins | Stiffened with Commercial Door | Structured Roof

MODEL NUMBER	TIERS #	DIAMETER		CAPACITY ⁽¹⁾			EAVES HEIGHT		OVERALL HEIGHT ⁽⁴⁾		WEIGHT			
		FT	M	BU ⁽²⁾	M ³	TONNES ⁽³⁾	FT	M	FT	M	LB	KG		
7208	8	71' 7"	21.83	119870	4025	3251	29' 6"	8.99	49' 10"	15.18	54300	24650		
7209	9			132460	4443	3593	33' 2"	10.11	53' 6"	16.29	59900	27200		
7210	10			145050	4861	3934	36' 10"	11.23	57' 2"	17.41	65300	29650		
7211	11			157630	5280	4276	40' 6"	12.35	60' 10"	18.53	71400	32400		
7212	12			170220	5698	4617	44' 2"	13.46	64' 6"	19.65	78100	35450		
7213	13			182810	6116	4959	47' 10"	14.58	68' 2"	20.76	85200	38650		
7214	14			195400	6534	5300	51' 6"	15.70	71' 10"	21.88	91600	41500		
7215	15			207980	6953	5641	55' 2"	16.82	75' 6"	23.00	100700	45700		
7216	16			220640	7373	5985	58' 10"	17.94	79' 2"	24.12	109700	49750		
7217	17			233230	7792	6326	62' 6"	19.06	82' 10"	25.24	119500	54200		
7218	18			245810	8210	6667	66' 2"	20.17	86' 6"	26.36	128000	58050		
7219	19			258400	8628	7009	69' 10"	21.29	90' 2"	27.48	137900	62550		
7220	20			270990	9046	7350	73' 6"	22.41	93' 10"	28.59	148400	67300		
7221	21			283570	9465	7692	77' 2"	23.53	97' 6"	29.71	160700	72850		
7222	22			296160	9883	8033	80' 10"	24.65	101' 2"	30.83	171100	77600		
7223	23			308750	10301	8374	84' 6"	25.76	104' 10"	31.95	185100	83950		
7224	24			321330	10720	8716	88' 2"	26.88	108' 6"	33.06	196100	88950		
7225	25			333920	11138	9057	91' 10"	28.00	112' 2"	34.18	211000	95750		
7226	26			346510	11556	9399	95' 6"	29.12	115' 10"	35.30	222300	100850		
7508	8			74' 7"	22.74	131260	4408	3560	29' 6"	8.99	50' 8"	15.44	58100	26350
7509	9					144910	4862	3931	33' 2"	10.11	54' 4"	16.56	64000	29000
7510	10					158570	5316	4301	36' 10"	11.23	58' 0"	17.67	70100	31750
7511	11					172230	5770	4672	40' 6"	12.35	61' 8"	18.79	77300	35050
7512	12					185890	6224	5042	44' 2"	13.46	65' 4"	19.91	83900	38050
7513	13					199540	6678	5412	47' 10"	14.58	69' 0"	21.03	91300	41400
7514	14					213200	7131	5783	51' 6"	15.70	72' 8"	22.14	99000	44900
7515	15	226860	7585			6153	55' 2"	16.82	76' 4"	23.26	108600	49250		
7516	16	240590	8042			6526	58' 10"	17.94	80' 0"	24.39	117900	53450		
7517	17	254250	8496			6896	62' 6"	19.06	83' 8"	25.50	128100	58100		
7518	18	267910	8949			7267	66' 2"	20.17	87' 4"	26.62	138000	62550		
7519	19	281560	9403			7637	69' 10"	21.29	91' 0"	27.74	149200	67650		
7520	20	295220	9857			8008	73' 6"	22.41	94' 8"	28.86	160300	72700		
7521	21	308880	10311			8378	77' 2"	23.53	98' 4"	29.97	174300	79050		
7522	22	322540	10765			8749	80' 10"	24.65	102' 0"	31.09	186800	84700		
7523	23	336190	11219			9119	84' 6"	25.76	105' 8"	32.21	201200	91250		
7524	24	349850	11673			9489	88' 2"	26.88	109' 4"	33.33	213000	96600		
7525	25	363510	12127			9860	91' 10"	28.00	113' 0"	34.44	228100	103450		
7526	26	377170	12580			10230	95' 6"	29.12	116' 8"	35.56	240200	108950		
7808	8	77' 7"	23.65			143250	4812	3885	29' 6"	8.99	51' 6"	15.70	65100	29550
7809	9					158020	5303	4286	33' 2"	10.11	55' 2"	16.82	71800	32550
7810	10					172790	5794	4687	36' 10"	11.23	58' 10"	17.94	78100	35450
7811	11					187560	6285	5087	40' 6"	12.35	62' 6"	19.05	86200	39100
7812	12					202330	6776	5488	44' 2"	13.46	66' 2"	20.17	93000	42150
7813	13					217100	7267	5889	47' 10"	14.58	69' 10"	21.29	101800	46200
7814	14					231880	7758	6289	51' 6"	15.70	73' 6"	22.41	110100	49950
7815	15			246730	8252	6692	55' 2"	16.82	77' 2"	23.53	121400	55050		
7816	16			261500	8742	7093	58' 10"	17.94	80' 10"	24.65	129800	58850		
7817	17			276280	9233	7494	62' 6"	19.06	84' 6"	25.77	141500	64150		
7818	18			291050	9724	7894	66' 2"	20.17	88' 2"	26.88	151800	68850		
7819	19			305820	10215	8295	69' 10"	21.29	91' 10"	28.00	166000	75300		
7820	20			320590	10706	8696	73' 6"	22.41	95' 6"	29.12	177800	80650		
7821	21			335360	11197	9096	77' 2"	23.53	99' 2"	30.24	193600	87800		
7822	22			350140	11688	9497	80' 10"	24.65	102' 10"	31.35	205500	93200		
7823	23			364910	12179	9898	84' 6"	25.76	106' 6"	32.47	221600	100500		
7824	24			379680	12670	10298	88' 2"	26.88	110' 2"	33.59	234000	106150		
7825	25			394450	13161	10699	91' 10"	28.00	113' 10"	34.71	249900	113350		
7826	26			409220	13651	11100	95' 6"	29.12	117' 6"	35.83	264600	120000		

1. Capacities shown include grain peaked into the roof area at 28° angle of repose and are calculated without the floor.
 2. Based on 1,244 cu. ft. per bu. and 6% compaction in cylinder (U.S. BPH)
 3. Based on 770 kg/m³ and 6% compaction in cylinder
 4. To arrive at height of rope bracket in closed position: add 9" (0.23 m) to 15'-30' bins and 15" (9.38 m) to 33'-48' bins

Specifications and design are subject to change without notice. All bins are designed for the storage of grain and other free-flowing materials weighing up to 52 lbs. per cubic foot (833 kg/m³).

Flat Bottom Bins | Stiffened with Commercial Door | Structured Roof

MODEL NUMBER	TIERS #	DIAMETER		CAPACITY ⁽¹⁾			EAVES HEIGHT		OVERALL HEIGHT ⁽⁴⁾		WEIGHT	
		FT	M	BU ⁽²⁾	M ³	TONNES ⁽³⁾	FT	M	FT	M	LB	KG
8408	8	83' 7"	25.47 m	169100	5685	4587	29' 6"	8.99	53' 3"	16.23	77000	34900
8409	9			186230	6254	5051	33' 2"	10.11	56' 11"	17.34	85100	38600
8410	10			203360	6823	5516	36' 10"	11.23	60' 7"	18.46	92400	41950
8411	11			220490	7393	5981	40' 6"	12.35	64' 3"	19.58	101400	46000
8412	12			237630	7962	6445	44' 2"	13.46	67' 11"	20.70	110500	50100
8413	13			254760	8531	6910	47' 10"	14.58	71' 7"	21.82	120400	54600
8414	14			271890	9101	7375	51' 6"	15.70	75' 3"	22.93	129900	58900
8415	15			289120	9673	7842	55' 2"	16.82	78' 11"	24.06	142500	64650
8416	16			306250	10242	8307	58' 10"	17.94	82' 7"	25.17	156400	70950
8417	17			323380	10812	8771	62' 6"	19.06	86' 3"	26.29	168600	76450
8418	18			340510	11381	9236	66' 2"	20.17	89' 11"	27.41	183300	83100
8419	19			357650	11950	9701	69' 10"	21.29	93' 7"	28.53	196700	89200
8420	20			374780	12520	10166	73' 6"	22.41	97' 3"	29.64	213000	96600
8421	21			391910	13089	10630	77' 2"	23.53	100' 11"	30.76	226500	102700
8422	22			409040	13658	11095	80' 10"	24.65	104' 7"	31.88	243300	110350
8423	23			426170	14228	11560	84' 6"	25.76	108' 3"	33.00	259200	117550
8424	24			443310	14797	12024	88' 2"	26.88	111' 11"	34.11	283500	128550
8425	25	460440	15366	12489	91' 10"	28.00	115' 7"	35.23	299400	135800		
9008	8	89' 6"	27.29 m	197540	6645	5358	29' 6"	8.99	55' 0"	16.76	90300	40950
9009	9			217200	7298	5891	33' 2"	10.11	58' 8"	17.88	98400	44650
9010	10			236870	7952	6425	36' 10"	11.23	62' 4"	19.00	108700	49300
9011	11			256540	8605	6958	40' 6"	12.35	66' 0"	20.11	117200	53150
9012	12			276210	9259	7492	44' 2"	13.46	69' 8"	21.23	128000	58050
9013	13			295870	9913	8025	47' 10"	14.58	73' 4"	22.35	138600	62850
9014	14			315540	10566	8559	51' 6"	15.70	77' 0"	23.47	153000	69400
9015	15			335320	11223	9095	55' 2"	16.82	80' 8"	24.59	167200	75850
9016	16			354980	11877	9629	58' 10"	17.94	84' 4"	25.71	183000	83000
9017	17			374650	12530	10162	62' 6"	19.06	88' 0"	26.83	195000	88450
9018	18			394320	13184	10695	66' 2"	20.17	91' 8"	27.94	211800	96050
9019	19			413980	13838	11229	69' 10"	21.29	95' 4"	29.06	226300	102650
9020	20			433650	14491	11762	73' 6"	22.41	99' 0"	30.18	246400	111750
9021	21			453320	15145	12296	77' 2"	23.53	102' 8"	31.30	260900	118300
9022	22			472980	15798	12829	80' 10"	24.65	106' 4"	32.41	281500	127700
9023	23			492650	16452	13363	84' 6"	25.76	110' 0"	33.53	298500	135350
9024	24			512320	17105	13896	88' 2"	26.88	113' 8"	34.65	320000	145150
9025	25	531980	17759	14430	91' 10"	28.00	117' 4"	35.77	336300	152550		
9608	8	95' 6"	29.11 m	228620	7695	6201	29' 6"	8.99	56' 8"	17.28	101800	46150
9609	9			250990	8438	6808	33' 2"	10.11	60' 4"	18.39	111800	50700
9610	10			273370	9182	7415	36' 10"	11.23	64' 0"	19.51	121800	55200
9611	11			295740	9925	8022	40' 6"	12.35	67' 8"	20.63	133000	60300
9612	12			318120	10669	8629	44' 2"	13.46	71' 4"	21.75	147900	67050
9613	13			340500	11413	9236	47' 10"	14.58	75' 0"	22.87	148400	67300
9614	14			363000	12160	9846	51' 6"	15.70	78' 8"	23.99	175600	79650
9615	15			385380	12904	10453	55' 2"	16.82	82' 4"	25.11	189800	86050
9616	16			407750	13648	11060	58' 10"	17.94	86' 0"	26.22	206600	93700
9617	17			430130	14391	11667	62' 6"	19.06	89' 8"	27.34	223300	101300
9618	18			452510	15135	12274	66' 2"	20.17	93' 4"	28.46	241400	109500
9619	19			474880	15879	12881	69' 10"	21.29	97' 0"	29.58	259400	117650
9620	20			497260	16622	13488	73' 6"	22.41	100' 8"	30.69	280700	127300
9621	21			519640	17366	14095	77' 2"	23.53	104' 4"	31.81	297800	135050
9622	22			542010	18109	14702	80' 10"	24.65	108' 0"	32.93	322500	146250
9623	23			564390	18853	15309	84' 6"	25.76	111' 8"	34.05	345300	156600
9624	24			586760	19597	15915	88' 2"	26.88	115' 4"	35.17	378100	171500

1. Capacities shown include grain peaked into the roof area at 28° angle of repose and are calculated without the floor.
 2. Based on 1.244 cu. ft. per bu. and 6% compaction in cylinder (U.S. BPH)
 3. Based on 770 kg/m³ and 6% compaction in cylinder
 4. To arrive at height of rope bracket in closed position: add 9" (0.23 m) to 15'-30' bins and 15" (9.38 m) to 33'-48' bins

Specifications and design are subject to change without notice. All bins are designed for the storage of grain and other free-flowing materials weighing up to 52 lbs. per cubic foot (833 kg/m³).

Flat Bottom Bins | Stiffened with Commercial Door | Structured Roof

MODEL NUMBER	TIERS #	DIAMETER		CAPACITY ⁽¹⁾			EAVES HEIGHT		OVERALL HEIGHT ⁽⁴⁾		WEIGHT	
		FT	M	BU ⁽²⁾	M ³	TONNES ⁽³⁾	FT	M	FT	M	LB	KG
10208	8	101' 6"	30.93 m	261690	8813	7098	29' 6"	8.99	58' 3"	17.74	117700	53400
10209	9			286950	9653	7783	33' 2"	10.11	61' 11"	18.86	128300	58200
10210	10			312210	10492	8468	36' 10"	11.23	65' 7"	19.98	140200	63600
10211	11			337470	11332	9154	40' 6"	12.35	69' 3"	21.10	154900	70250
10212	12			362730	12171	9839	44' 2"	13.46	72' 11"	22.21	169900	77050
10213	13			388000	13010	10524	47' 10"	14.58	76' 7"	23.33	185000	83900
10214	14			413400	13855	11213	51' 6"	15.70	80' 3"	24.46	202200	91700
10215	15			438660	14694	11898	55' 2"	16.82	83' 11"	25.57	220500	100000
10216	16			463920	15534	12583	58' 10"	17.94	87' 7"	26.69	236700	107350
10217	17			489180	16373	13269	62' 6"	19.06	91' 3"	27.81	257600	116800
10218	18			514440	17213	13954	66' 2"	20.17	94' 11"	28.93	276300	125300
10219	19			539700	18052	14639	69' 10"	21.29	98' 7"	30.04	299300	135750
10220	20			564960	18892	15324	73' 6"	22.41	102' 3"	31.16	321100	145650
10221	21			590230	19731	16009	77' 2"	23.53	105' 11"	32.28	346400	157100
10222	22			615490	20570	16695	80' 10"	24.65	109' 7"	33.40	368300	167050
10223	23			640750	21410	17380	84' 6"	25.76	113' 3"	34.51	396400	179800
10224	24	666010	22249	18065	88' 2"	26.88	116' 11"	35.63	417900	189500		
10508	8	104' 5"	31.83 m	279130	9403	7571	29' 6"	8.99	59' 1"	18.01	126500	57400
10509	9			305900	10293	8297	33' 2"	10.11	62' 9"	19.12	137500	62350
10510	10			332670	11182	9023	36' 10"	11.23	66' 5"	20.24	149800	67950
10511	11			359440	12072	9749	40' 6"	12.35	70' 1"	21.36	164900	74800
10512	12			386210	12962	10476	44' 2"	13.46	73' 9"	22.48	180400	81800
10513	13			412980	13851	11202	47' 10"	14.58	77' 5"	23.59	195900	88850
10514	14			439900	14746	11932	51' 6"	15.70	81' 1"	24.72	215000	97500
10515	15			466670	15635	12658	55' 2"	16.82	84' 9"	25.84	234000	106150
10516	16			493430	16525	13384	58' 10"	17.94	88' 5"	26.95	251900	114250
10517	17			520200	17415	14110	62' 6"	19.06	92' 1"	28.07	273400	124000
10518	18			546970	18304	14836	66' 2"	20.17	95' 9"	29.19	292800	132800
10519	19			573740	19194	15562	69' 10"	21.29	99' 5"	30.31	319500	144900
10520	20			600510	20083	16288	73' 6"	22.41	103' 1"	31.42	341900	155050
10521	21			627280	20973	17014	77' 2"	23.53	106' 9"	32.54	368000	166900
10522	22			654050	21862	17740	80' 10"	24.65	110' 5"	33.66	390600	177150
10523	23			680810	22752	18466	84' 6"	25.76	114' 1"	34.78	419400	190200
10524	24	707580	23642	19193	88' 2"	26.88	117' 9"	35.89	441100	200050		
10808	8	107' 5"	32.74 m	297240	10016	8062	29' 6"	8.99	59' 11"	18.27	130600	59200
10809	9			325560	10957	8830	33' 2"	10.11	63' 7"	19.39	143200	64950
10810	10			353880	11898	9599	36' 10"	11.23	67' 3"	20.50	158100	71700
10811	11			382200	12840	10367	40' 6"	12.35	70' 11"	21.62	173400	78650
10812	12			410520	13781	11135	44' 2"	13.46	74' 7"	22.74	189300	85850
10813	13			438840	14722	11903	47' 10"	14.58	78' 3"	23.86	206800	93800
10814	14			467320	15668	12676	51' 6"	15.70	81' 11"	24.98	226600	102750
10815	15			495640	16609	13444	55' 2"	16.82	85' 7"	26.10	247500	112250
10816	16			523960	17551	14212	58' 10"	17.94	89' 3"	27.22	265900	120600
10817	17			552280	18492	14980	62' 6"	19.06	92' 11"	28.33	288000	130600
10818	18			580600	19433	15748	66' 2"	20.17	96' 7"	29.45	311100	141050
10819	19			608920	20374	16516	69' 10"	21.29	100' 3"	30.57	338500	153500
10820	20			637240	21315	17285	73' 6"	22.41	103' 11"	31.69	361700	164050
10821	21			665560	22256	18053	77' 2"	23.53	107' 7"	32.80	388500	176200
10822	22			693880	23197	18821	80' 10"	24.65	111' 3"	33.92	413800	187650
10823	23			722200	24139	19589	84' 6"	25.76	114' 11"	35.04	439700	199400

1. Capacities shown include grain peaked into the roof area at 28° angle of repose and are calculated without the floor.
 2. Based on 1.244 cu. ft. per bu. and 6% compaction in cylinder (U.S. BPH)
 3. Based on 770 kg/m³ and 6% compaction in cylinder
 4. To arrive at height of rope bracket in closed position: add 9" (0.23 m) to 15'-30' bins and 15" (9.38 m) to 33'-48' bins

Specifications and design are subject to change without notice. All bins are designed for the storage of grain and other free-flowing materials weighing up to 52 lbs. per cubic foot (833 kg/m³).



AGI is a global leader in supplying farm and commercial customers with the manufacturing, planning, and engineering of full equipment solutions for grain, seed, fertilizer, feed, and food. AGI's expertise enables the storage, blending, mixing, conveying, conditioning, processing, and protection of agricultural products and inputs worldwide.

Your safety is our highest priority.

Please read and understand the operator's manual and safety decals before using. Use and maintain products properly, and do not modify. Keep guards in place when operating and follow all product manuals and safety decals. For all AGI products, if guards, safety decals, or manuals are damaged or missing, contact your AGI sales or dealer representative for replacements. Images and information contained in this brochure are presented for general information.

EasyFlow, Lock-n-Load, Wide-Corr, Centurion, AGI and the rolling hills logo are trademarks of Ag Growth International Inc.

263 Shuman Blvd, Suite 350, Naperville, IL, USA 60563

TF 800.783.9507 | csr.usfarm@aggrowth.com

QMI-SAI Registered | ISO 9001-2015

     @aggrowthintl

AGGROWTH.COM